

SOLIDWORKS VISUALIZE

FAST, EASY, AND FUN PHOTO-QUALITY
CONTENT CREATION



PHOTO-QUALITY VISUALIZATION

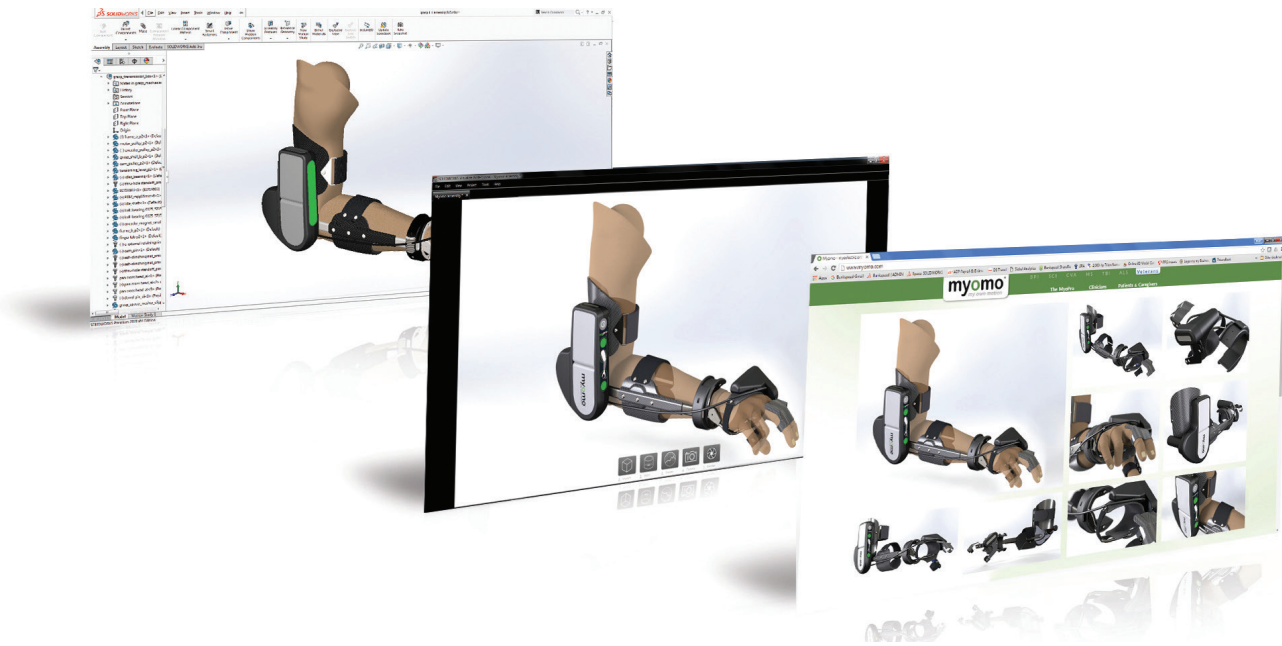
SOLIDWORKS® Visualize is “The Camera” that enables users of SOLIDWORKS and other CAD data programs to create, communicate, and collaborate with high-quality visual, emotional content to drive innovation, design decisions, and business solutions.

What is SOLIDWORKS Visualize?

SOLIDWORKS Visualize (formerly known as Bunkspeed) provides a suite of standalone software tools that combine industry-leading rendering capabilities with visual design-oriented features and workflows, allowing easy and fast creation of visual content that communicates a design's vision, passion, and emotion.

Who can benefit from SOLIDWORKS Visualize?

SOLIDWORKS Visualize has been created for anyone who needs to create professional photo-quality, images, animations, and other 3D content in the fastest and easiest way possible. SOLIDWORKS Visualize is hardware-agnostic, which means designers, engineers, and content creators who use SOLIDWORKS or other CAD creation tools (such as Rhino®, Autodesk® Alias®, 3ds Max®) for product, architectural, yacht, mechanical, and other designs can produce an enhanced 3D decision making experience in a **fast, easy, and fun way**.



SOLIDWORKS VISUALIZE BRINGS YOUR PRODUCTS TO LIFE

Now you can create convincing, lifelike movies and images to use for product comparisons, print and web content, design reviews, or even interactive experiences. You can show your product in multiple visual configurations with different scenes, lighting, and artistic filters. SOLIDWORKS Visualize accurately simulates real-world lighting and advanced materials, while scaling rendering performance to meet the highest demands. Easily add movement, create 360-degree spins, or animate cameras, materials, models, or even the sun. Changes are displayed in real time for maximum flexibility and speed.

Because SOLIDWORKS Visualize is connected directly with SOLIDWORKS, you can automatically update your models using the "Live CAD Update" feature for a truly seamless workflow that provides the flexibility you need to work dynamically.

STAY AHEAD OF THE COMPETITION

In today's constantly evolving global marketplace, time-to-market and design innovation matter more than ever. SOLIDWORKS Visualize enables you to validate your product's market acceptance in record time with ease and flare, featuring:

- Blazing fast performance and results that are easily scalable
- Quality images indistinguishable from photos
- Intuitive interface and minimal learning curve
- Industry-leading GPU (graphics card) support

“Visualize is worth every penny I spent on it. I now have time to work on the designs, knowing that it will do the rest. Sometimes it’s like having another member of the team and does its job faster and with outstanding quality.”

— Nuno Teixeira, Principal, Nuno Teixeira Industrial Design

SOLIDWORKS VISUALIZE STANDARD

You no longer need to compromise your marketing and presentation materials by relying on screen grabs, or budget for costly photographs of prototypes, to show your latest product. With SOLIDWORKS Visualize, you can quickly and easily create:

- Lifelike photo-quality images
- A mood board of different colors and finishes
- High-resolution images ready for print and the web
- Technical illustrations of key features



SOLIDWORKS VISUALIZE PROFESSIONAL

With SOLIDWORKS Visualize Professional you can tell a deeper 3D story about your product using your CAD data. SOLIDWORKS Visualize Professional enables users to easily generate photo-quality stills and interactive animations to effectively communicate the most complex design details.

Enjoy all the features of SOLIDWORKS Visualize Standard plus these additional features and more:

- Demonstrate products more effectively with full animation of parts, models, appearances, cameras, and environments
- Import your SOLIDWORKS CAD Motion Studies for truly photographic animations
- Quickly show off the final design with one-click 360-degree spins
- Create interactive web content such as Interior Panoramas and Exterior VRs
- Present and compare varying design solutions side-by-side with multiple viewports and included Configurator tool
- Unleash your creative side with customizable Camera Filters

SOLIDWORKS Visualize Professional also includes key features to help increase productivity. The integrated Render Queue allows you to stack up jobs on your machine or a dedicated render farm to automatically complete one after the other, providing remarkable time savings. SOLIDWORKS Visualize Boost (network rendering) is also included for maximum scalability and higher speed, increasing productivity immediately to meet even the most demanding schedules.



“Thanks to the render power shared between our Visualize Boost machines, we have nearly quadrupled our production capacity. This enables us to create a ton of images and animations in a short time, while keeping the quality truly photographic, which is one of the main strengths of Visualize.”

— Nicolas MICHEL-IMBERT , CEO/Designer, ZAMAK design

SOLIDWORKS VISUALIZE BOOST (NETWORK RENDERING)

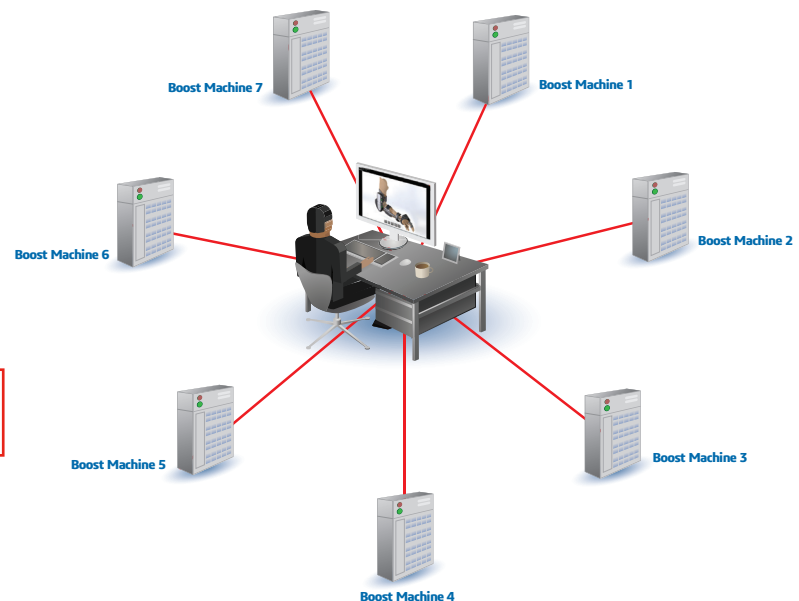
Do you need to create more amazing SOLIDWORKS Visualize content faster than ever before? Look no further!

SOLIDWORKS Visualize Boost is a new SOLIDWORKS add-on product to SOLIDWORKS Visualize Professional that instantly increases render speeds and content productivity. Similar to a printer queue in your office, SOLIDWORKS Visualize Boost allows SOLIDWORKS Visualize Professional users to send jobs to other machine, freeing up your machine to keep using Visualize or other demanding applications. SOLIDWORKS Visualize Boost is a separate installation and should be installed on a separate computer(s) for the best experience. SOLIDWORKS Visualize Boost is easy to set up as a single node, or as a cluster so that you can scale your productivity efficiently.

Produce more SOLIDWORKS Visualize Professional content faster!

- Stack up multiple jobs in your Render Queue and offload your local machine.
- Install SOLIDWORKS Visualize Boost on the machine(s) you want in your render farm, from the one included node or scale to a larger cluster.
- Leverage both CPUs and GPUs across your network
- Send SOLIDWORKS Visualize render jobs directly to those machines; then sit back and watch the render jobs fly off your Render Queue!

ONE SEAT OF BOOST IS INCLUDED WITH EACH SEAT OF SOLIDWORKS VISUALIZE PROFESSIONAL.



SOLIDWORKS VISUALIZE POWERBOOST

Redefine real-time raytracing and take live presentations to the next level. The holy grail of visualization has been found.

SOLIDWORKS Visualize PowerBoost opens up new doors to interactive real-time raytracing for the best visualization experience. SOLIDWORKS Visualize PowerBoost works hand-in-hand with your SOLIDWORKS Visual Boost cluster or NVIDIA Quadro® VCA(s). Rather than sending offline jobs to your cluster, SOLIDWORKS Visualize PowerBoost is a new render mode that uses this same render farm to stream the raytracing to your SOLIDWORKS Visualize Viewport from anywhere — an industry first! An NVIDIA Quadro VCA or multi-GPU machine is recommended for a truly interactive raytracing experience.


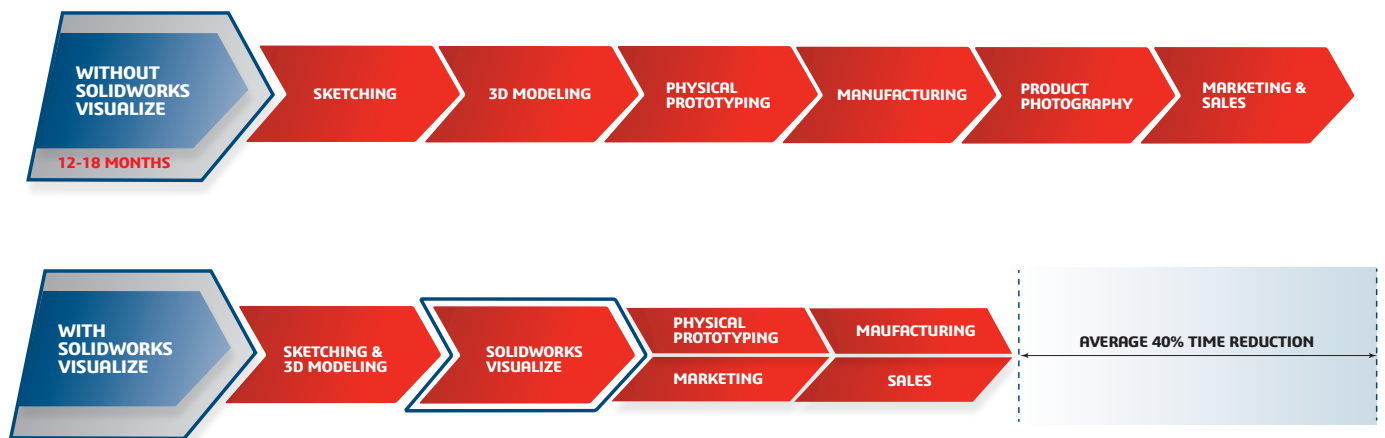


“The perfect photo quality of SOLIDWORKS Visualize helps us accelerate the approval process and deliver our products to the market six months faster than before. With how quick and easy it is to change materials and lighting, it’s a no-brainer for us to choose SOLIDWORKS Visualize over the competition.”

—Jenny DeMarco Staab, Senior Industrial Designer, Mary Kay Inc.

INSTANTLY ACCELERATE TIME TO MARKET

SOLIDWORKS Visualize allows our users to quickly create images and complex animations of their products that look just like real photos, which considerably cuts prototyping costs. This helps our users deliver better products to the market faster. Since SOLIDWORKS Visualize’s results are truly photographic, you can now create your marketing collateral in parallel to design development, and beat your competition to the marketplace.





No CAD knowledge required

With its simple, intuitive user interface, SOLIDWORKS Visualize requires virtually no learning curve and lets users produce content quickly. Detailed training materials, in-depth help files, online tutorials, and user forums provide more detailed instructions to help ensure that even non-technical staff can start creating amazing content instantly.

SOLIDWORKS PRODUCT DEVELOPMENT SOLUTIONS

SOLIDWORKS software provides an intuitive 3D development environment that helps maximize the productivity of your design and engineering resources to create better products faster and more cost-effectively. See the full range of SOLIDWORKS software for design simulation, technical communication, and data management at www.solidworks.com/sw/3d-cad-design-software.htm

LEARN MORE

To learn more about SOLIDWORKS VISUALIZE, visit www.solidworks.com/visualize or contact your local authorized SOLIDWORKS reseller.

Our 3DEXPERIENCE® platform powers our brand applications, serving 12 industries, and provides a rich portfolio of industry solution experiences.

Dassault Systèmes, the 3DEXPERIENCE® Company, provides business and people with virtual universes to imagine sustainable innovations. Its world-leading solutions transform the way products are designed, produced, and supported. Dassault Systèmes' collaborative solutions foster social innovation, expanding possibilities for the virtual world to improve the real world. The group brings value to over 210,000 customers of all sizes in all industries in more than 140 countries. For more information, visit www.3ds.com.



SUPPORTED FILE FORMATS

- SOLIDWORKS
- Rhino
- Autodesk Alias
- Creo Pro/E
- Autodesk 3d Studio Max
- SketchUp
- Maya
- ICEM Surf
- CATIA
- and many more

QUICKLY CREATE

- High-resolution detailed images (JPG, TIF, PNG, BMP)
- Multiple configurations in seconds
- Interactive web content (VR and panoramas)
- Captivating feature animations (MP4, FLV, MKV)
- Camera fly-by videos
- Interactive presentations
- Turntable animations
- Interior and exterior Sun Studies
- Detailed animations from your SOLIDWORKS Motion Studies

SOLIDWORKS systems requirements are posted at the SOLIDWORKS website
www.solidworks.com/systemsrequirements.